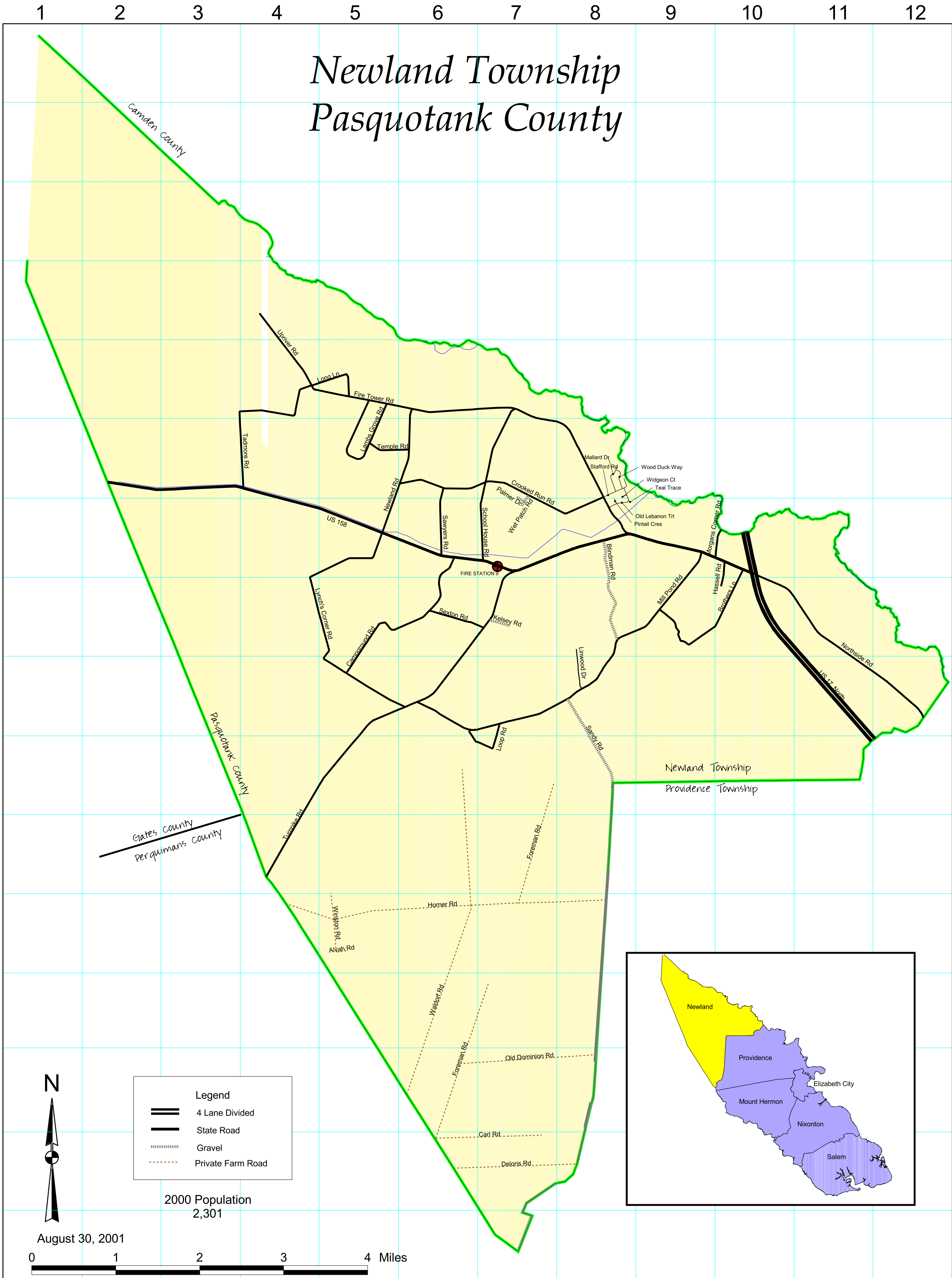


Newland Township Pasquotank County

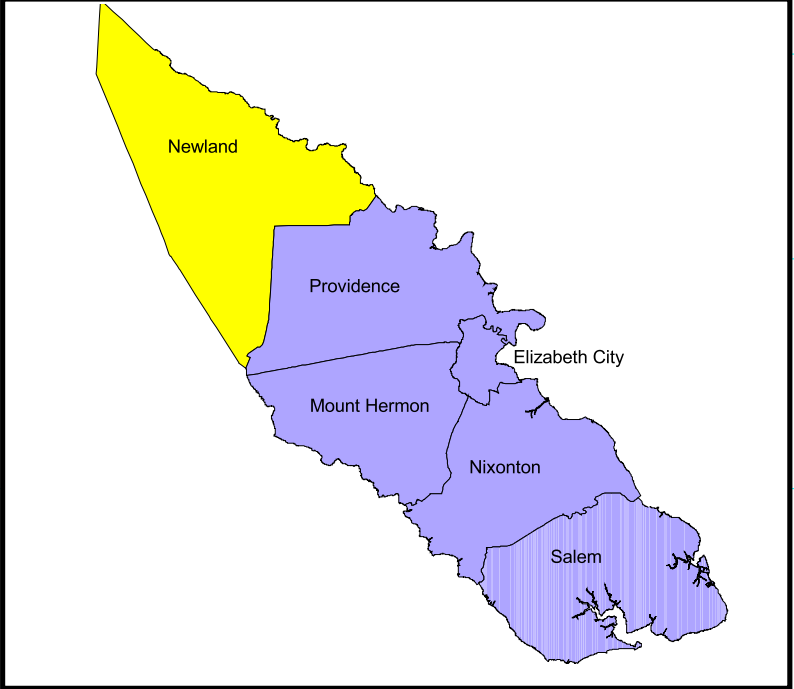



Legend

- 4 Lane Divided
- State Road
- Gravel
- Private Farm Road

2000 Population
2,301

August 30, 2001



Alvah RdL5	Foreman Rd.....K7-N6	Lynch's Corner Rd.....G5-I5	Palmer Dr.....G7	Teal Trace.....E11	Widgeon Ct.....D11
Blindman Rd.....G8-H8	Hassell Rd.....G10	Mallard Dr.....C10-D10	Pintail Cres.....E10	Temple Rd.....F5	Winston Rd.....L5
Brothers Ln.....H9-H10	Horner Rd.....L4-L8	Mill Pond Dr.....H9	Sandy Rd.....I8-P8	Upriver Rd.....E4	Wood Duck Way....D10
Campground RdH5-H6	Kelsey Rd.....H7	Morgan's Corner Rd.....G10	Sawyers Rd.....G6	US 17 North.....G10-I11	
Carl Rd.....O6-O7	Lamb's Grove Rd.....F5	Newland Rd.....G5-F6	School House Rd.....G7-F7	Waldorf Rd.....K6-M6	
Crooked Run Rd.....F6-F7	Linwood Dr.....I8	Northside Rd.....H11	Sexton Rd.....H6	Wet Patch Rd.....G7	
Deloris Rd.....O6-O7	Long Lane.....E5	Old Dominion Rd.....N7	Stafford Rd.....D10		
Fire Tower Rd.....E5-F8	Loop Rd.....J7	Old Lebanon Trl.....E10	Tadmore Rd.....E4, F4		